


NORTON CREEK ELEMENTARY SCHOOL

TRAFFIC PLAN

MORNING ARRIVAL PROCEDURES

- Students should not arrive at school before 8:20 A.M. The first bell rings at 8:30 a.m. The tardy bell rings at 8:40 a.m. All students should be in their classrooms at 8:40 a.m. Students may be **dropped off**. Parents can **walk-up** and bring their child(ren) to the building. Students may also **walk** or **ride a bicycle** on their own from the neighborhood.
- Student **drop off** will take place in the circle drive.
 - Enter the circle drive using the farthest East driveway. Please obey directional signs.
 - Pull forward as far as possible and drop off students along the sidewalk. Use the center lane to exit the parking lot. Use the farthest East driveway to exit.
 - Single lane of traffic only for drop off. Do not drop off from the center lane of the driveway. This is to be used only to exit the parking lot.
 - Only drop off students along the yellow line on the sidewalk.
 - Do not park in the driveway in order to ensure that traffic can flow through the circle.
 - Please ask students to exit the car quickly and safely depart as soon as possible in order to keep traffic flowing.
- Parent and Student **walk-up** will take place on the sidewalk in front of the school. Parents may park in the main school parking lot or West Chicago Parking Lot.
School Parking Lot procedures:
 - Enter the school parking lot using the East driveway entrance. Please obey directional signs.
 - Park in the lot. **Parents must walk up** to the **crosswalk** and walk students up to the school entrance. The crosswalk is the only place that parents should walk students across the driveway.
 - Parents will return to their cars and exit the West driveway. Please obey directional signs.
 - The driveway directly in front of the school will be for busses and daycare vans only.
 - **No cars will be allowed in the front drive** during morning arrival and afternoon departure (**8-9A.M. and 2:15-3:30P.M.**).West Chicago Parking Lot procedures:
 - When you enter this parking lot for morning drop off, please enter and continue to your right. After parking, please walk your child to the sidewalk. Do not allow your child to walk unescorted in the parking lot. As you exit the parking lot, please continue to drive around the parking lot. All traffic should be moving in the same direction and exiting in one line.
- Students may **walk** or **ride a bicycle** on their own from the neighborhood.
 - Walking from the neighborhood, use the crosswalk to cross the driveway on the West side of the school.
 - Bicycle riders must lock their bikes on the bike rack; use the crosswalk to cross the driveway on the West side of the school.
- At all times **DRIVE SLOWLY** whenever on the school property. This is for everyone's safety. Students should enter the building through the main entrance and proceed to their class line or directly to the classroom.

We have four  accessible parking spots reserved for use by families of people with disabilities only. No matter how full our lot becomes, we ask that you please respect the fact that those spots are for the benefit of people with disabilities only.


AFTERNOON DEPARTURE PROCEDURES

- Student ***pick up*** will take place in the circle drive.
 - Enter the circle drive using the Farthest East driveway. Please obey directional signs.
 - Pull forward as far as possible and pick up students along the sidewalk. Use the center lane to exit the parking lot. Use the farthest East driveway to exit.
 - Single lane of traffic only for drop off. Do not drop off from the center lane of the driveway. This is to be used only to exit the parking lot.
 - Students will only get into cars stopped along the yellow line on the sidewalk.
 - Please ask students to enter the car quickly and safely depart as soon as possible in order to keep traffic flowing.
 - Do not park in the driveway in order to ensure that traffic can flow through the circle.
- Parents ***walking-up*** to get their child(ren) will take place on the sidewalk in front of the school or on the East Side of the school.

School Parking Lot procedures:

- Enter the parking lot using the East driveway entrance. Please obey directional signs.
- Park in the lot. Parents must walk up and wait for students along the sidewalk. Meet your child, move to the **crosswalk** and walk students to your car in the school parking lot. The crosswalk is the only place that parents should walk students across the driveway.
- Parents and students will return to their cars and exit the West driveway. Please obey directional signs.
- The driveway directly in front of the school will be for busses and daycare vans only.
- No cars will be allowed in the front drive during morning arrival and afternoon departure. (**8–9A.M.** and **2:15-3:30 P.M.**).



We have four  accessible parking spots reserved for use by families of people with disabilities only. No matter how full our lot becomes, please respect the fact that those spots are for the benefit of people with disabilities only.

West Chicago Parking Lot procedures:

- When you enter this parking lot for afternoon pick up, please enter and continue to your right. You must walk from your parked car, through the park district lot, and over the crosswalk on the West side of the school. Meet your child on the sidewalk. Do not allow your child to walk unescorted in the parking lot. As you exit the parking lot, please continue to drive around the parking lot. All traffic should be moving in the same direction and exiting in one line.
- Students may ***walk*** or ***ride a bicycle*** on their own to the neighborhood.
- Walking back to the neighborhood, use the crosswalk to cross the driveway on the West side of the school. Students will be encouraged to leave the school grounds quickly and not loiter at the front of the building.
- Bicycle riders should use the crosswalk to cross the driveway on the West side of the school, take their bikes from the bike rack and ride directly home. Bicycles, roller blades, skateboards, etc., are not permitted on school sidewalks or parking lots.

Student Dismissal

Main Doors

- Preschool/Early Childhood – will exit the main doors with adult supervision until the final student has been picked up
- Kindergarteners
- First Graders
- Bus/Day Care Van Riders

East Doors

- Second grade students will exit from Doors 12 & 13

Classroom Doors

- Third through Fifth grade students will exit from classroom doors

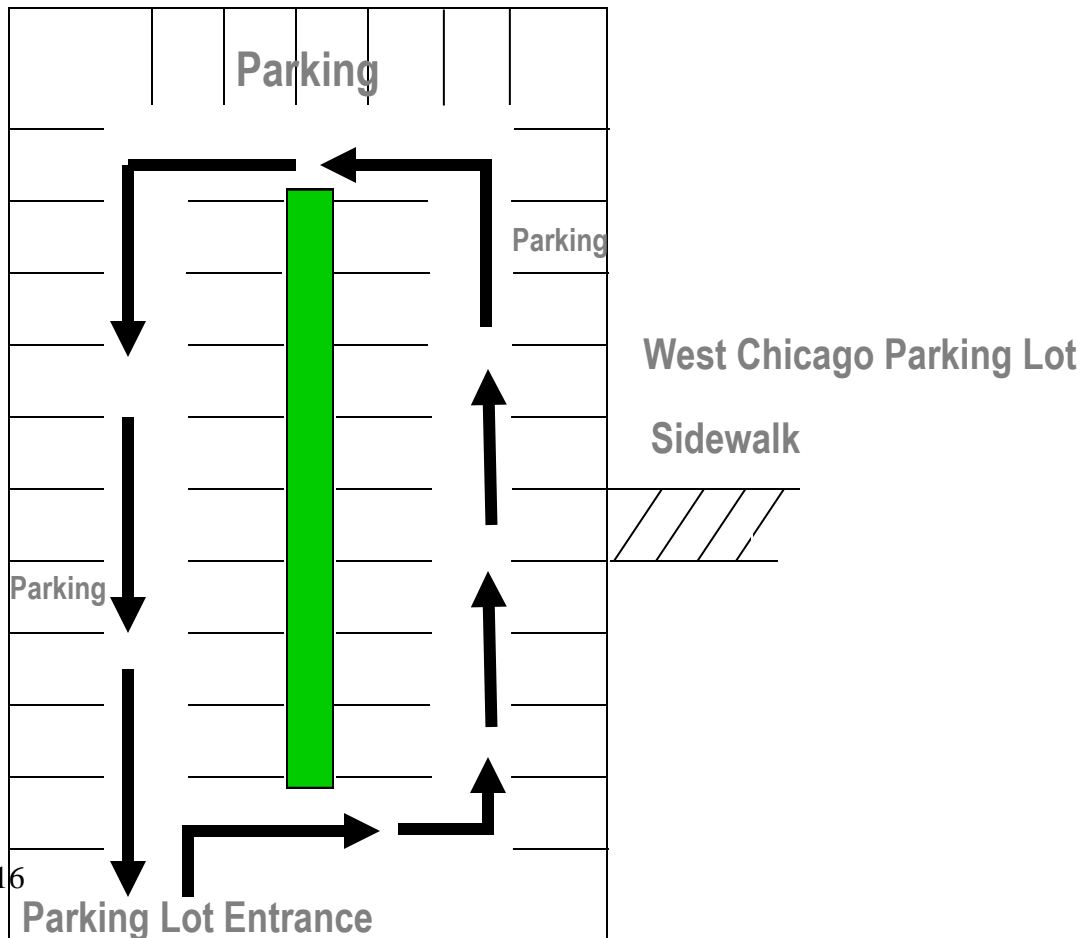
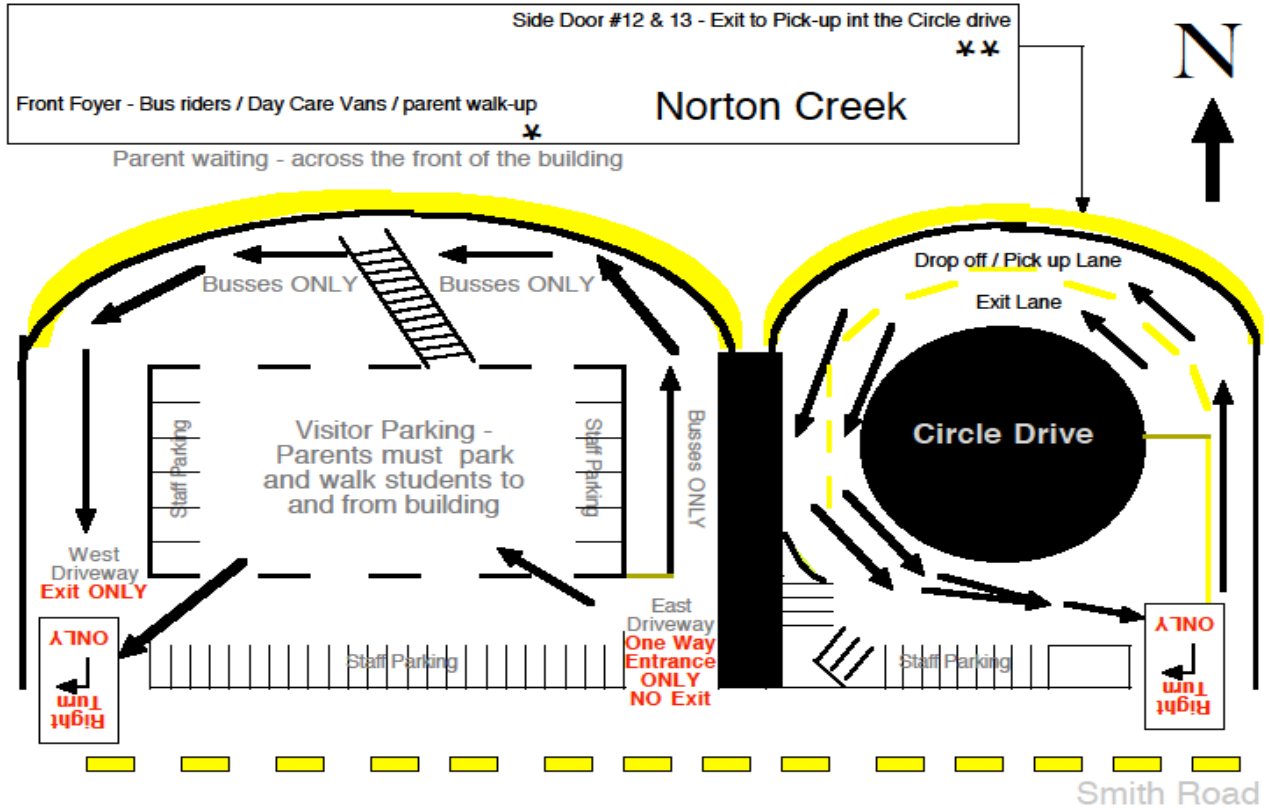
Life Skills

- Students will exit from classroom doors

Safety Reminders

- **DRIVE SLOWLY** whenever on the school property. Children and adults are present. This is for everyone's safety.
- Remember that the driveways are fire lanes and law prohibits parking in fire lanes.
- Bicycles, skateboards, rollerblades, etc. are not permitted on school sidewalks or parking lots.
- Please follow the directions of staff members in order to assure the safety of all members of our community.
- Use the pedestrian crosswalks when crossing in the parking lot.
- **Do not** let children walk/run unsupervised in the parking lots. When in the parking lots, children should always be with an adult.

★Please See Attached Map★



Revised 8/16/16